

# SOLVING CERVICAL ISSUES HAS NEVER BEEN EASIER

High-quality screening & High-precision treatment

**Screen & Treat in a single sitting!**

Elimination of cervical cancer by 2030



*In 2019, WHO issued new guidelines for the use of thermal ablation for cervical pre-cancerous lesions, recommending the thermal ablation as an alternative method of treatment.*

## The New **EVA Pro**

Digital Colposcope  
Powered by AI (optional)

**SCREEN**



## **ThermoGlide**

Treating precancerous lesions  
with thermocoagulation

**TREAT**



Treat up to CIN 1 & 2 lesions. Cervicitis.  
Ectropion/Ectopy or any other cervical abnormality.

# ThermoGlide







An immediate point-of-care treatment option to prevent cervical issues

A complete thermo coagulation solution for the treatment of precancerous cervical lesions

The ThermoGlide uses heat to decimate tissue. The probe is heated quickly within **8 seconds and remains at 100°C** allowing for rapid cervical ablation. The superficial epithelium withers and dissipates after the treatment, while the stroma and glandular crypts are destroyed.

Thermo coagulation offers shorter treatment time as compared to cryotherapy.



-  **4 probes**  
Versatile treatment options
-  **2 battery packs**  
Wireless battery pack
-  **Charger**  
Rechargeable battery, with no need for electricity
-  **Minimal pain and discomfort**  
Compared to the conventional treatment methods
-  **Safe and effective**  
Timer function & constant temperature setting reducing possibility of human error
-  **Easy to use**  
Quick learning curve, simple handling and assembly



*In 2019, WHO issued new guidelines for the use of thermal ablation for cervical pre-cancerous lesions, recommending the thermal ablation as an alternative method of treatment.*

Pre-cancerous lesions identified by EVA PRO can now be treated on site